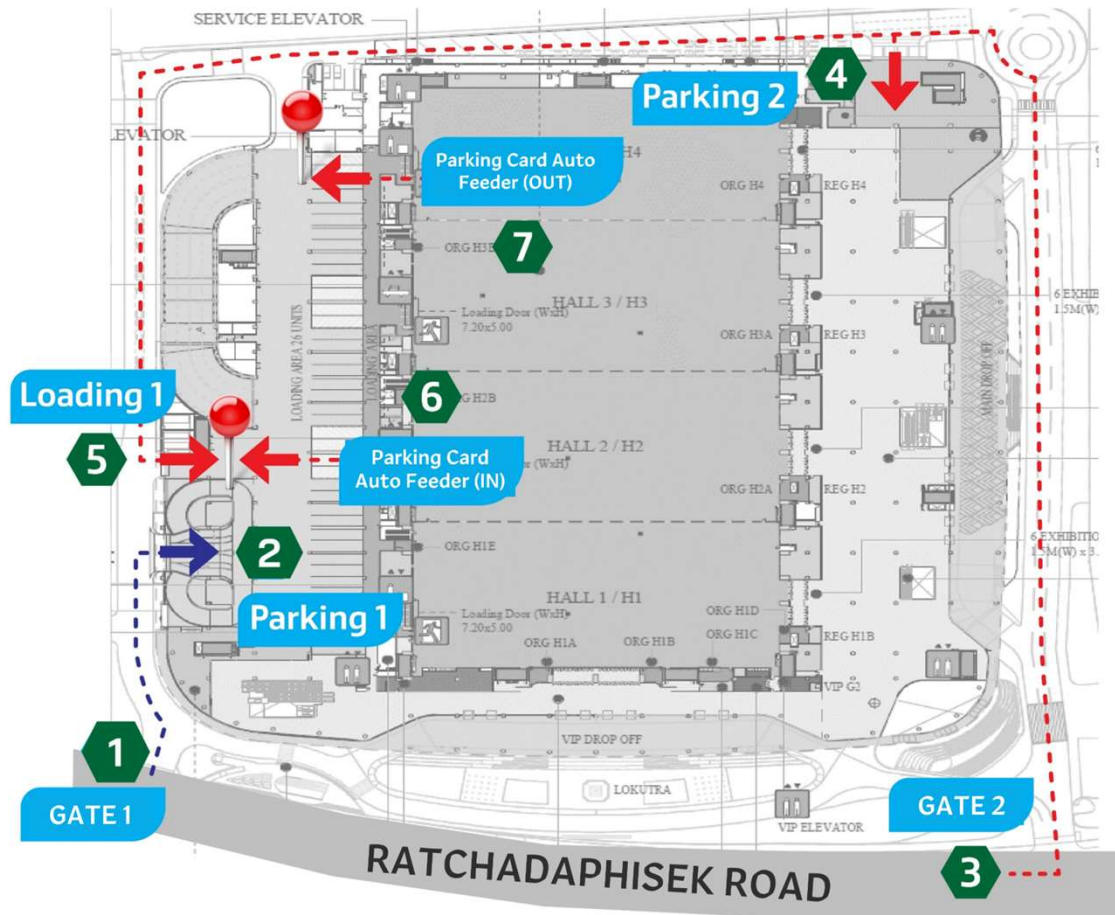




# Loading Point

# Loading Route



- 1 Entrance Gate 1
- 2 Parking 1 (Limited Height of 2.4 meter)
- 3 Entrance Gate 2
- 4 Parking 2 (Limited Height of 2.4 meter)
- 5 Entrance Loading 1
- 6 Parking Card Auto Feeder (IN)
- 7 Parking Card Auto Feeder (OUT)

# Loading Route – Route 1



Gate 1 from Ratchadaphisek Road.



Loading entrance is on the right side.

## Loading Route – Route 2




Gate 2 from Ratchadaphisek Road.



Go straight and turn left at the roundabout.



## Loading Route – Route 2

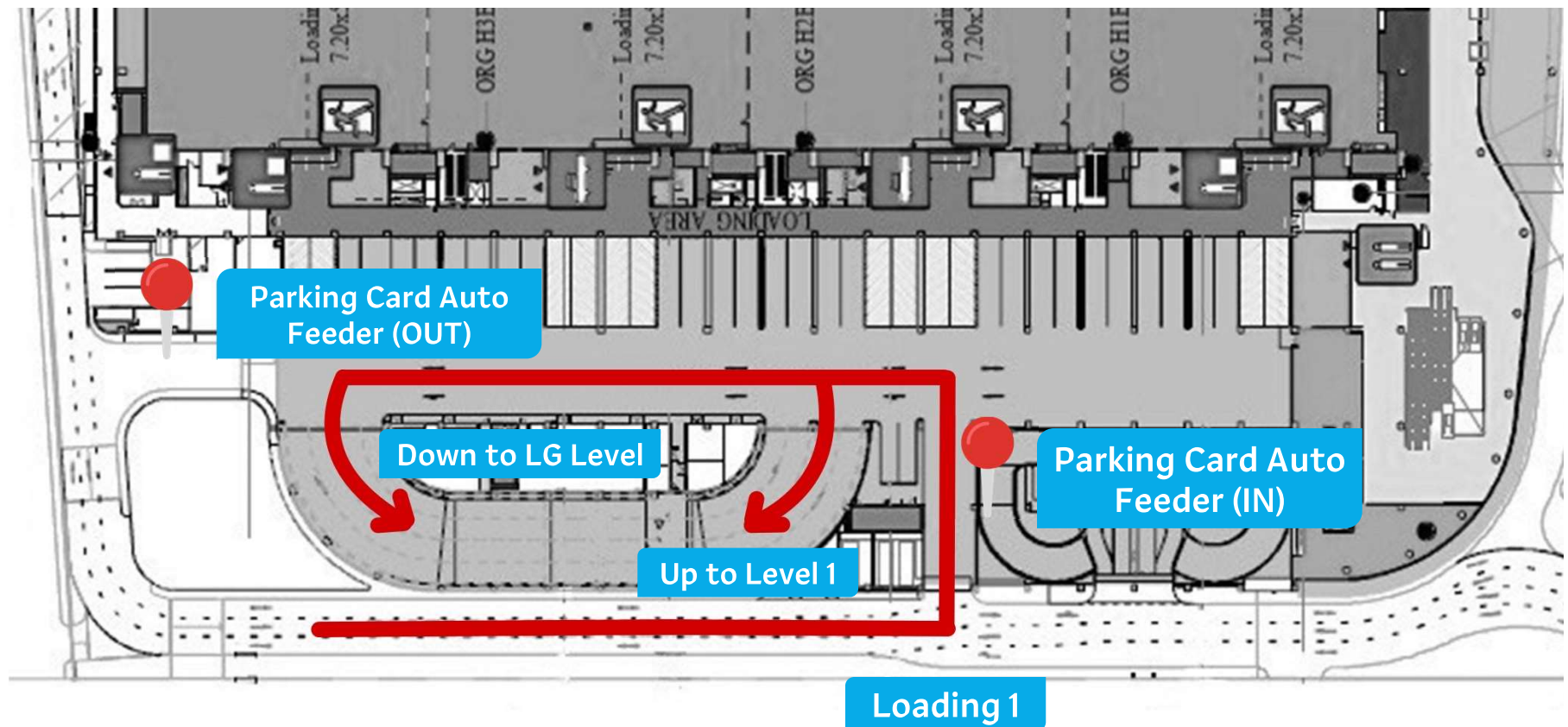


Turn left at the end of the driveway after following the road along the building.




Loading entrance is on the left side.

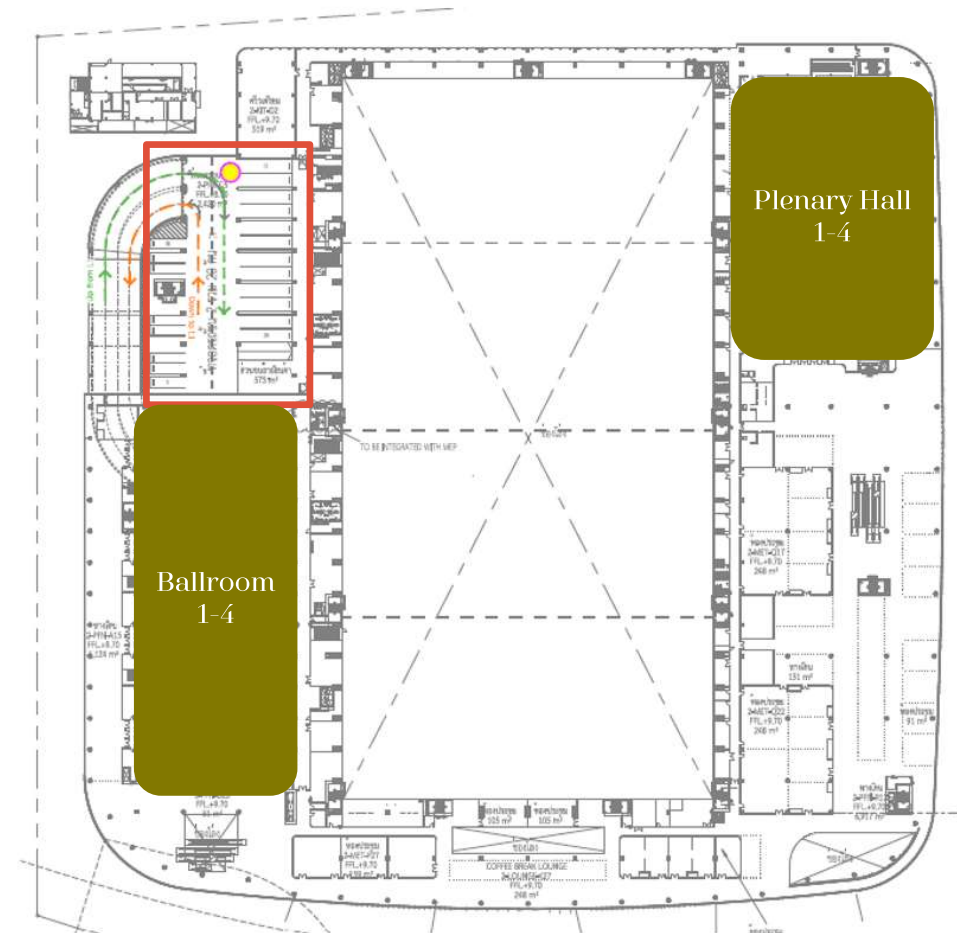
# Loading Route



# Loading Route – Level 1



Limitation of Height at 4.2 meters



# Parking Fee for Loading



## 4-wheel Truck

- Free parking for the first 45 minute.
- The hourly parking fee is 200 THB (Parking for part of an hour is charged as an hour.)
- Lost or Damage of a parking card will be fined at 300 THB. exclusive parking fee of the 30 THB per hour.
- Parking overnight inside QSNCC are is NOT allowed.



## 6-wheel Truck and above

- Free parking for the first 90 minute.
- The hourly parking fee is 200 THB (Parking for part of an hour is charged as an hour.)
- Lost or Damage of a parking card will be fined at 300 THB. exclusive parking fee of the 30 THB per hour.
- Parking overnight inside QSNCC are is NOT allowed.